

COMPANION TO THE BOOK  
AFRICAN ELEPHANTS:














# African Elephants: We Are Family


Jackie M. Marquette, Ph.D. AUTHOR


Trent Altman ARTIST


FUN ACTIVITIES, WORKSHEETS,  
SCIENCE, AND ART


## Table of Contents


-  Fun Picture Name Game (working memory)
  -  Fun Picture Word Game (word recognition)
  -  Sky Color in July (word recognition)
  -  Love Glows When Joy Flows (word recognition, working memory, story comprehension)
  -  Joyful Baby Elephants (word recognition, working memory story comprehension)
  -  Altogether, Elephants Help Youngsters in the Herd, I  
The student will read or listen to someone read. Themes are presented on protection, empathy, and collaboration.
  -  Be Super Cool: Use this tool  
The student will make application to collaboration. Student will choose an activity to practice collaboration with another child or adult.
  -  Be like an Elephant: What can you remember?  
Student reading comprehension
  -  Be like an Elephant:  
What can you remember?  
Student reading comprehension
  -  Help the Elephant Herd Explore New Words  
Student will use thesaurus to look up vocabulary words and find synonyms and antonyms.
  -  Fun Word Puzzle  
Student will search for vocabulary words in a puzzle.
  -  Write an African Safari Story  
Using a guided checklist, the student will write an African Safari Story
  -  Giant Animals - The Elephant Poem  
by Sandra M. Haight  
The student will read or listen to the poem read out loud.  
The student will participate in a class discussion, on these questions.  
What did you like about the poem and what would you like to learn more about?
-


 Now it is your turn, write a poem  
The Student will write a poem about one interesting fact about the elephant.


 Read Map of Africa (geographical regions)  
The student will note the regions in Africa


 Color the Regions in Africa (geography)  
The student will color the different areas of Africa to reflect the different habitat.


 The Anatomy of an Elephant (reading and comprehension questions)  
The student will answer comprehension questions.


 Altogether, Elephants Help Youngsters in the Herd, II (reading passage)  
The student will note the different themes of love, protection, problem solving, collaboration, and endurance.

 Take a Look at Your Endurance. Try This. Exercise Longer to Get Stronger  
Student will apply the meaning of endurance to his or her own activity.


 Exercise Longer to Get Stronger  
The student will set a goal of endurance.


 Explore Nature: Make Inspirational Art  
The student will go on a nature hike, explore nature, and find interesting objects in nature. Student will collect objects. The student will use a variety of objects and materials to create nature art.


 Explore Nature: Sharpen your senses  
The student will increase his or her awareness of nature settings.

 Reflect on Senses: An Experiment  
The student will reflect upon his or her morning and evening notes and make comparisons and differences about the two settings.

Are Elephants Endangered?

 Learn About Endangered Animals Where you Live


 Learn About Endangered Animals Where you Live  
The student will choose an endangered animal in the region where they live. The student will use a guideline to explore an endangered animal.

 FUN TIME: Connect the dots and color sheets:

The boy shows joy petting the elephant's trunk.

# Worksheets and Activities:

Look for the colored pencil to match student ability or needed adaptive support



### Fun P

1 Circle or mark



2 Circle or mark



3 Circle or mark



4 Circle or mark



### Fun Pi


Circle or mark the



play



lady baby



### Sky Color in July

Read the words in 1 - 4. Find the picture that matches the words. Write the number on the line.

1. blue sky

2. orange sky

3. purple sky



### Love G

Read the words in the picture. Match the words to the picture. Write the number on the line.

1. Mother loves her baby.

2. Two joyful elephants playing.

3. Mothers swing children.

4. Mother elephant shows love for new baby elephant.

### Joyful E

Read the words in the picture. Match the words to the picture. Write the number on the line.

1. baby elephants swimming

2. baby elephants playing

3. baby elephant stays close to mother

4. baby elephant eating

### Altogether, Elephants Help Youngsters in the Herd, I



In the book, African Elephants: We are family, a baby elephant almost drowned in the mud. His mother bellowed out for help, and the aunts and grandmother came rushing to save the baby elephant. They used their trunks to lift the baby elephant out of the mud. All the elephants worked together as a group to save the baby elephant. Elephants work together to solve problems that help other elephants in the herd.

Learn how you can practice working together with another person. See the next page.

## Be Super

In the picture you see a woman washing towels, and sweeping the floor. How did she help your parent? Or you may have helped your parent.



Now it is your turn. Think of a person. List below some things that person does to help you.

## Be Like an Elephant

Circle or mark the picture that matches.

1) How do elephants wrap their trunks?

they wrap their trunks

2) What strong animals live in the Savana?

walking fast

3) Why does the lion go to the savana?

to find food and to

## Be like an Elephant: What can you remember?

Circle or mark the picture that matches.

5) Look at the pictures and pretend each picture is filled with water. Circle the picture that best matches the amount of water an elephant drinks each day.



gallon



bath tub



wagon

6) Think of the time of day the baby elephant was born? Circle or mark the correct picture.



a bright sunny day



a rainy night



a bright night

7) In the African Elephant book who came to celebrate the new born elephant. Circle the picture that does not fit.



## Be like an Elephant

1) What strong ability does an elephant have?

2) What is the leader of an elephant herd called?

3) How does the matriarch lead the herd?

4) Why does the elephant migrate?

## Be Like an Elephant

5) How much water does an elephant drink each day?

6) How does the matriarch lead the herd?

7) How did the grandfather save the baby elephant?

8) Mother elephant Explain how male elephants help the herd.

9) How many years does an elephant live?

10) How do elephants communicate?

## Help the Elephant Herd Explore New Words

The vocabulary words below came from the book, African Elephants: We are family. Using a thesaurus, look up each word and write a synonym and an antonym.

celebrate

Synonym

Antonym

joyful

vegetation

migrate

social

matriarch

compassion

## Fun Word Pu

Read these words. Next search and circ

drink grass love rain tu  
herd mud sky walk bo  
elephant night slip wi

T F S A W T Y U V D I  
K N D K K H N Y V P C  
L Z A R Y G J M I Z Y  
P U E H I I U L U T F  
C A Q P P N S W X O I  
T S A V Z E K Q B J F  
A F I Y X U L J A N I  
Z E U E S K X E B D F  
T Y J S B F N A Y I C

## Write an African Safari Story




Write an adventure story about taking a trip to Africa. You will be going on a safari. Write a sentence about each one of the ideas:

- 1) Tell what you will pack and how you should prepare.
- 2) Describe what you would like to see and what you think you would like about it.
- 3) Share your emotions. Write a sentence including

## Giant Animals - The Elepha by Sandra M. Haight

*Giant Animals - The Elephant*



*We have great animals upon this Earth  
of varied size—they live on land or sea  
Domestic ones we love for all their work  
like family, we live in harmony.*

*But grandest in our mix of wild beasts here  
our elephant, the largest one on land  
Though giant-sized, of them we have none  
a gentle kind with traits we understand*

*They do not kill for meat or dominance  
but feast on greens wherever they may find  
Their matriarch displays her prominence  
she leads and guards her group, her lasting*

*Emotions they display at death or birth  
caressing with their trunks the fallen one  
and cradling safe tween feet of massive  
their offspring, never crushed by weighty*

*Of course, when threatened, be it man or beast  
they will defend and charge with all their might  
But when the threat is gone or seems dead  
they back away to calmly end a fight*

*Not only giant in their massive size,  
but awesome in the cultured ways they live  
Intelligent with feelings, realize  
the need to keep their family intact.*

*Oh, giant beast of Earth, dear elephant  
your gentle nature thrills our human heart  
Majestic in your size, so eloquent,  
we pray from here on Earth you'll never*

Sandra M. Haight

~1st Place~

Contest: Any Poem Meaningful To You  
Sponsor: Broken Wings  
Judged: 04/20/2016

## Map of Africa

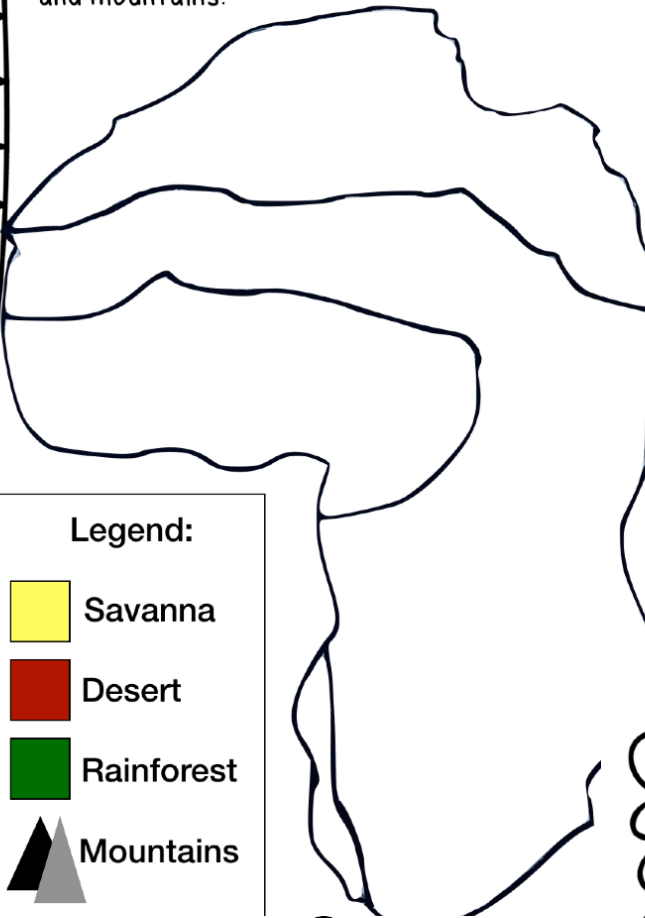


### legend

- savanna
- desert
- rain forest
- mountains

## Color the Regions in Africa

Use the map from the previous page and color the different regions of Africa: Savanna, desert, rain and mountains.



### Legend:

- Savanna
- Desert
- Rainforest
- Mountains

## The Anatomy of an Elephant


### PARTS OF THE ELEPHANT'S ANATOMY THAT HELP HER SURVIVE THE SAVANNA

The elephant's tusks are elongated incisor teeth. Sharp tusks are used for carrying heavy objects for digging, ripping bark of trees, foraging, carrying heavy objects and for resting a weary, heavy trunk on.

The brain makes the elephant an intelligent creature.

Elephants have large ears which they flap to keep themselves cool. Ears are a protective feature to ward off potential threats. An elephant is capable of hearing sound waves well below the human hearing limitation. This function is used for long range communication between the elephants. Elephant ears are extremely sensitive and studies have proved that elephants can communicate over great distances with each other.

The strong, long trunk performs many tasks. With 40,000 muscles the trunk is both strong and agile. It can push over heavy trees and pick up the smallest twig. An elephant uses its trunk to pick up and throw objects, rub an itchy eye or ear. It fills the trunk with water and then pours it into its mouth to drink. The trunk is extremely flexible and can be used with the finest touch. At the first sign of danger, an elephant raises its trunk to smell the air and detect the smell of what is threatening.



Tail to which away flies or other insects.

The sole of an elephant's foot is made of a tough, fatty connective tissue which allows the elephant to move about silently. The sole of the foot is also ridged which gives the elephant stability when walking over a different terrain. Their large, deep foot prints create holes in which water can be collected to provide water holes for small animals to drink.

Read the Question: Write your answer.

- 1) How many muscles are in the elephant's trunk?

## Altogether, Elephants Help Youngsters in the Herd, II



In the book, African Elephant: We are family, baby elephant had a hard time keeping up with mother elephant during the herd migration. You read how the mother elephant had to nudge her baby along.

The baby elephant struggled having the strength to endure the full day walk. Endure means to experience a hard time.

The mother and baby were relieved when the Matriarch of the herd stopped for the youngsters to rest and nap.

Take a look at your own strength. Go to the next page.

## The Anatomy of an Elephant

Read the Question: Write your answer.

- 3) What makes the elephant intelligent?
- 4) How do elephants use their ears to communicate?
- 5) How does an elephant's footprint help small animals?



## Exercise Longer to Get Stronger



Think about your physical activity and how well you can stay with it. This is known as endurance.

Now think about the activities you like to do: riding your bike, playing baseball or skateboarding. You may wish to increase your endurance when doing the activity.

Set a goal to increase your strength and endurance. Choose any activity you want.

You may want to jump rope for 2 full minutes by the end of the summer. Or you may strive to ride your bike over 45 minutes up and down hills in a nearby park. See more examples on the



## Explore Nature: Make Inspirational Art



Explore nature and create. During summer, nature offers us delightful inspiration for art making. Go outside, walk in a park or ask your parents to take you out on a hiking trail. Take pictures of things you see that are interesting. Collect natural objects such as, stones, sticks, acorns. Then go to a store and buy a variety of art materials and glue on a foam board or tissue paper, fabric swatches, wall paper or paper. Use the stones, acorns, glue and markers. Design a nature-themed artwork that shows a bird in a nest,

## Explore Nature: Sharpen your senses



Go outside during an early sunny summer morning and sit for 15 minutes. Take a pencil and notebook. You can write or ask an adult to write down for you. Record what you hear, see, smell, and feel. You may see a robin feeding a worm to her baby birds, hear the sounds of birds chirping, a dog barking, feel the gentle breeze flow over your face.

Later, go outside in the evening after it is dark. Write in your notebook what you hear, see, smell, and feel. You may hear the sounds of a car driving by, children laughing as they catch lightning bugs, or a neighbor dragging a garbage can to the street for pick up the next morning.

## Are Elephants Endangered?

Elephants are one of the most endangered animals in the world.

Endangered means the animal's life is threatened and the animal may not be around much longer.



AND MORE